

PHOENIX MARKER CANVAS

HOW TO USE YOUR MARKER CANVAS FRAME

PREPARATION

Unwrap and lay flat on a clean, dry surface. For spray paint use, ensure good ventilation and cover surrounding areas. Avoid touching the coated surface with oily hands.

CHOOSING YOUR MEDIA

Acrylic Markers: Great for bold, layered work. Allow 1 min between layers.
Alcohol Markers: Perfect for blending. Use light layers for gradients.
Oil-Based Markers: Ideal for outlines and permanent details.
Spray Paint: Shake well, hold 20–30 cm away, apply in light layers for best adhesion.



TECHNIQUE TIPS

Start light and build up layers for depth. Use masking tape or stencils with spray paint for clean edges. Allow spray paint layers to dry fully before adding marker details. Clean marker tips gently with a dry cloth to maintain ink flow.



AFTERCARE

Allow artwork to dry fully before framing or transporting. Can be gently wiped with a dry cloth if needed. Store flat or upright in a dry environment.



PHOENIX MARKER CANVAS

PERFORMANCE HIGHLIGHTS

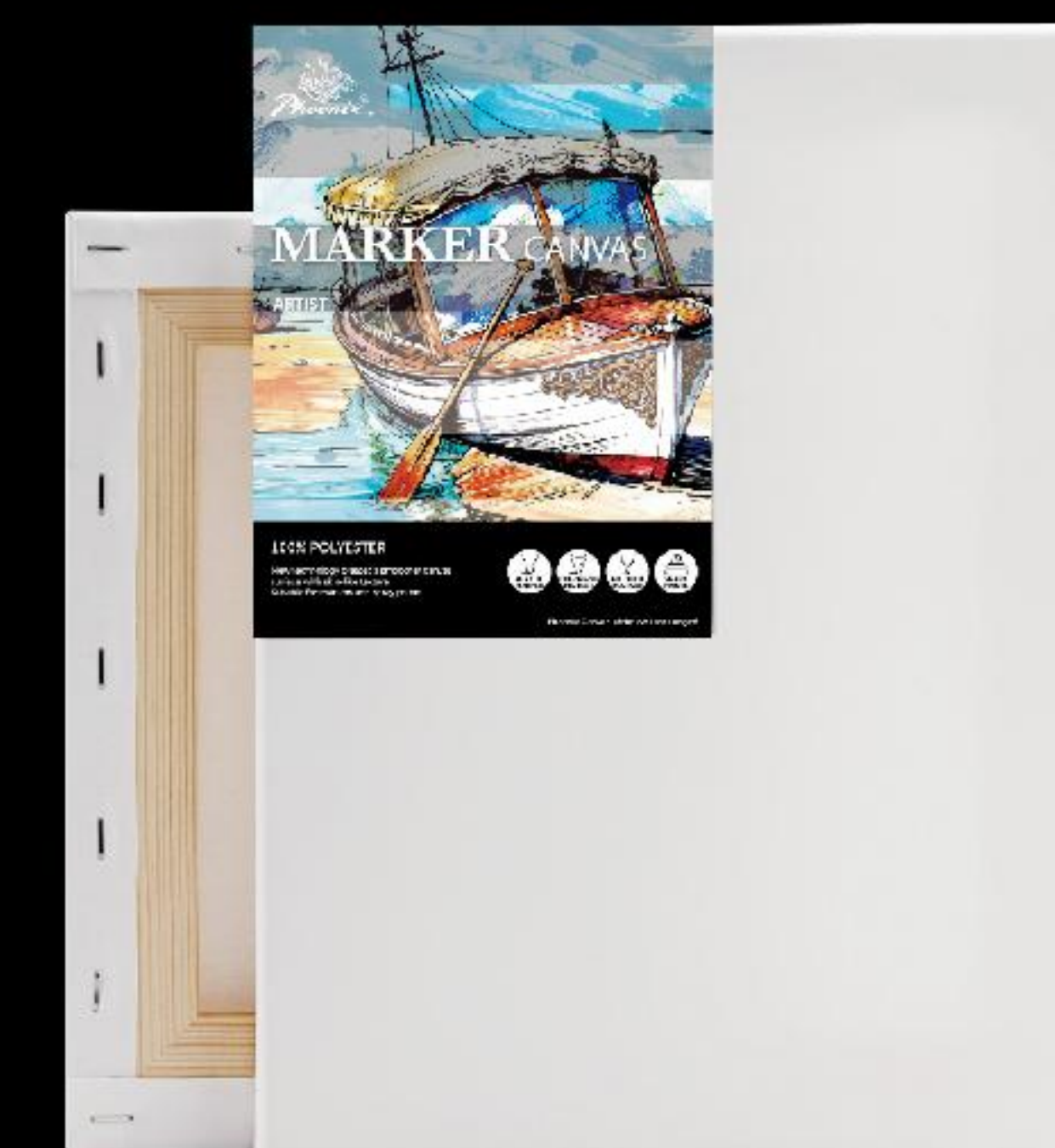
- ✓ No bleed-through or color diffusion
- ✓ Even coverage in large areas—no patchy holes
- ✓ Protects marker tips from wear and splitting
- ✓ Fast drying: 30 sec (alcohol markers) to 1 min (acrylic markers)
- ✓ Ideal for illustration, design sketching, and mixed media

FAST DRYING



Phoenix[®]
ALL FOR ART

ARTIST
MARKER CANVAS





ARTIST


PHOENIX MARKER CANVAS MK2210SB

100% POLYESTER
New technology creates a smoother canvas surface with skin-like texture. Suitable for markers and spray paints.



PERFECT FOR ALL MARKER TECHNIQUES


Whether you layer, blend, spray, or splatter—Marker Canvas Pro responds beautifully.



- ALCOHOL MARKERS** – Transparent, blendable, ideal for gradients
- OIL-BASED MARKERS** – Quick-drying, permanent, multi-surface ready
- ACRYLIC MARKERS** – Vibrant, opaque, layerable
- SPRAY PAINT** – Even adhesion, minimal overspray absorption, vibrant finish

WHY MARKER CANVAS PRO?

Our canvas is specially developed for marker artists, combining a skin-like texture with advanced coating technology to deliver a superior drawing experience.



MARKER CANVADS VS ORDINARY CANVADS



TESTED & PROVEN

- Dries faster than conventional canvases
- No tip damage or ink spread
- Consistent results across all marker types



Ensures even absorption, prevents bleed-through, and accelerates drying.



Allows precise detailing and smooth blending



Lightweight, sturdy, and environmentally friendly.



Phoenix-Arts



PHOENIXARTSUPPLIES

Jiangsu Phoenix Art Materials Technology Co., Ltd.
Email: export@phoenix-arts.com
Tel: 0086-510-85616126
phoenixartmaterials.com